

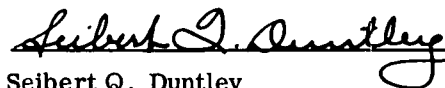
University of California
Visibility Laboratory
of the
Scripps Institution of Oceanography
San Diego 52, California

WATER CLARITY NOMOGRAPHS

Frances R. Culver

The nomographs presented in this report were prepared by the Visibility Laboratory to expedite the preparation of the handbook for submariners described in RDB Project NS 714-100. The work was supported primarily by the Office of Naval Research by means of contract N5ori-07831 with the Massachusetts Institute of Technology and secondarily by the Bureau of Ships under contract NObsr-43356 with the Scripps Institution of Oceanography of the University of California.

SIO Reference 53-46



Seibert Q. Duntley
Director

Approved for distribution



Roger Revelle, Director
Scripps Institution of Oceanography

1. INTRODUCTION

In an earlier report by this laboratory¹ it was shown that the time-averaged apparent contrast of any submerged object as viewed by an aerial observer is given by the equation:

$$\bar{C} = C_0 \left(1 - e^{-1000 \tan^2 \theta_T / S} \right) \left(1 + \frac{s_{\alpha} r_{\alpha} b_{\alpha}}{b_{w_2}} \right)^{-1} \left(e^{-3.912 d v_{\alpha}^{-1} \sec \alpha'} \right) \left(1 - J \left[1 - e^{-3.912 \bar{R} / v_0} \right] \right)^{-1} \quad (1.1)$$

The nomographs presented in this report relate to the third bracketed factor in equation (1.1). This factor specifies the contrast reduction imposed by optical processes within the water along the observer's path of sight. Let this factor be denoted by F_3 .

Thus

$$F_3 = \exp \left[-3.912 d v_{\alpha}^{-1} \sec \alpha' \right] \quad (1.2)$$

d is the depth of the target, α' is the angle between the path of sight in the water and the vertical, (see Fig. 2.1), and v_{α}' is the hydrological range* measured along the path of sight α' . v_{α}' may be evaluated from experimentally determined optical properties of water by means of the first of the two nomographs described in this report; F_3 can then be found with the aid of the second nomograph.

2. NOMOGRAPH FOR HYDROLOGICAL RANGE

The equation

$$v_{\alpha}' = \frac{v_H}{1 + \frac{v_H}{v_K} \cos \alpha'} \quad (2.1)$$

states the relation between the hydrological range (v_{α}') at angle α' , the horizontal hydrological range (v_H), and a parameter (v_K) which is a measure of attenuation of scalar irradiance with depth.¹ α' is the angle between the path of sight in water and the vertical. Equation (2.1) can be rewritten as

$$\frac{1}{v_{\alpha}'} = \frac{1}{v_H} + \frac{1}{v_K} \cos \alpha' \quad (2.2)$$

* Hydrological range is the distance, measured along the path of sight, for which the contrast transmittance is two percent.¹

In the absence of water waves, the relation between angle α' in water and angle α in air (see Fig. 2.1) is, from Snell's Law:

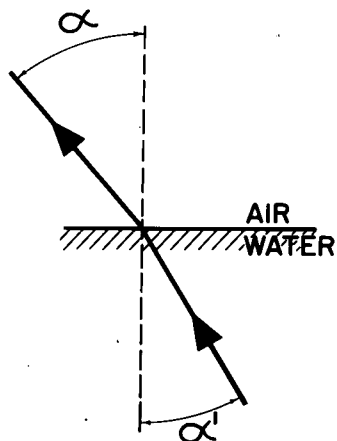


Figure 2.1

$$\cos \alpha' = \sqrt{1 - \frac{\sin^2 \alpha}{n^2}} \quad (2.3)$$

Substituting (2.3) in (2.2)

$$\frac{1}{v_{\alpha'}} = \frac{1}{v_H} + \frac{1}{v_K} \sqrt{1 - \frac{\sin^2 \alpha}{n^2}} \quad (2.4)$$

Let

$$\frac{1}{v_K} \sqrt{1 - \frac{\sin^2 \alpha}{n^2}} = \frac{1}{v_{K'}} \quad (2.5)$$

Then

$$\frac{1}{v_{\alpha'}} = \frac{1}{v_H} + \frac{1}{v_{K'}} \quad (2.6)$$

Equation (2.6) is of the type $\frac{1}{A} + \frac{1}{B} = \frac{1}{C}$. Such equations can be solved by hexagonal alignment charts of the type shown in figure 2.2.² Lines \overline{OA} , \overline{OB} , and \overline{OC} converge at the point O in such a manner that they form 60° angles with one another. \overline{PQR} is a line drawn at random so as to cut \overline{OA} , \overline{OB} , and \overline{OC} . \overline{OA} is extended to S, so that \overline{OS} forms one side of an equilateral triangle with \overline{OR} and \overline{RS} .

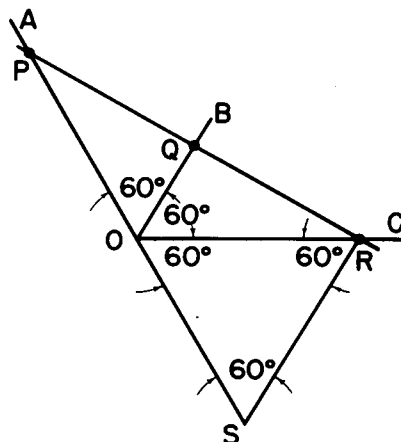


Figure 2.2

Comparing the similar triangles OPQ and SPR :

$$\frac{\overline{OS} + \overline{OP}}{\overline{OP}} = \frac{\overline{SR}}{\overline{OQ}} \quad (2.7)$$

But

$$\overline{SR} = \overline{OR} = \overline{OS} \quad (2.8)$$

Hence

$$\frac{\overline{OR}}{\overline{OP}} + 1 = \frac{\overline{OR}}{\overline{OQ}} \quad (2.9)$$

$$\frac{1}{\overline{OP}} + \frac{1}{\overline{OR}} = \frac{1}{\overline{OQ}} \quad (2.10)$$

If linear scales in A, B, and C are plotted along \overline{OA} , \overline{OB} and \overline{OC} , with the zero of each scale at O, then

$$\overline{OA} = aA, \quad \overline{OB} = bB, \quad \overline{OC} = cC \quad (2.11)$$

where a, b, and c are scale factors. Then (2.10) can be written as:

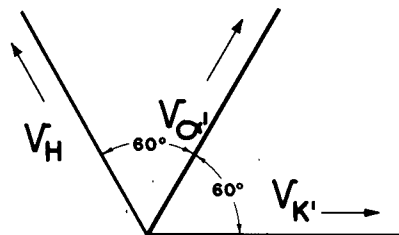
$$\frac{1}{aA} + \frac{1}{bB} = \frac{1}{cC} \quad (2.12)$$

If the scale factors are made equal, then

$$\frac{1}{A} + \frac{1}{B} = \frac{1}{C} \quad (2.13)$$

A hexagonal alignment chart of this type representing equation (2.6) is shown in figure 2.3.

Figure 2.3



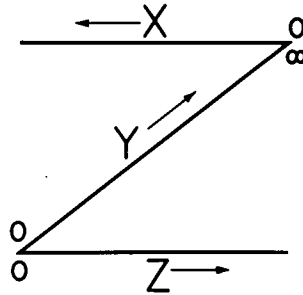
Equation (2.5) can be rewritten as follows:

$$v_k = v_{k'} \sqrt{1 - \frac{\sin^2 \alpha}{n^2}} \quad (2.14)$$

Equation (2.14), which is a simple multiplication, can be charted by means of an N diagram. An N diagram will plot the equation $X \cdot Y = Z$, if it is so constructed that two parallel lines (X and Z) with linear scales are cut by a third slanting line (Y).

The Y scale has the equation $S_Y = \frac{aY}{b+Y}$, where a and b are constants. $Y = 0$ at the "Z" end of the scale and $Y = \infty$ at the "X" end of the scale.

Figure 2.4



If

$$X = \left(1 - \frac{\sin^2 \alpha}{n^2}\right)^{-\frac{1}{2}} \quad (2.15 a)$$

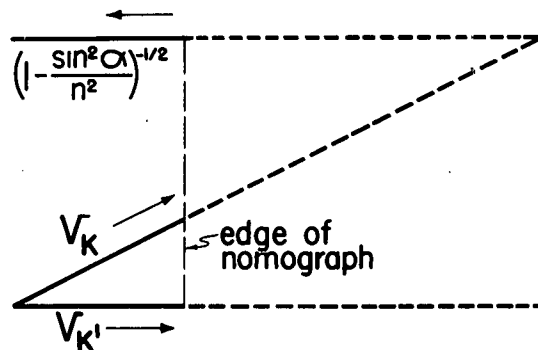
$$Y = v_k \quad (2.15 b)$$

and

$$Z = v_k' \quad (2.15 c)$$

where v_k' is the same scale as in figure 2.3 so that the N diagram is superimposed upon the hexagonal diagram, then the complete expression (2.4) will be charted.

Figure 2.5



Since a knowledge of the value of v_k' is not necessary in solving the equation by the nomographic method, the scale is left blank, and the line is used only as a base for a turning point.

2.1 USE OF THE NOMOGRAPH

To find a desired value of $V_{\alpha'}$ given V_K , V_H , and α , lay a straightedge across the α and V_K scales and the unmarked 'turning line,' so that it intersects the scales at the given values of α and V_K . Using the point where the straightedge intersects the unmarked line as a turning point, lay the straightedge so that it falls across the V_H scale at the given value. The correct solution will be read where the straightedge intersects the $V_{\alpha'}$ scale.

2.1.1 Numerical Example

It is desired to find the hydrological range for a path of sight in water corresponding to a path of sight in air so oriented that it makes an angle of 60° with the vertical. The properties of the water have been measured, and it is known that $V_K = 55$ feet and $V_H = 35$ feet. Find $V_{\alpha'}$.

Lay a straightedge across the nomograph so that it falls across the points $\alpha = 60^\circ$ and $V_K = 55$ feet. Turn the straightedge about the point of intersection with the unmarked scale so that it falls on $V_H = 35$ feet. The correct answer, $V_{\alpha'} = 23.6$ feet, will be read where the straightedge intersects the $V_{\alpha'}$ scale. The answer can be checked by substitution in equation (2.4).

2.2 SCALING THE NOMOGRAPH

The scale equations for the N diagram may be found as follows. From (2.14) and (2.15) $X \cdot Y = Z$. The scale equation for X is:

$$S_x = xX = x \left(1 - \frac{\sin^2 \alpha}{n^2} \right)^{-\frac{1}{2}} \quad (2.16)$$

where S_x is the distance measured along the X scale from the origin, and x is the scale factor. Let L be the length of the Z scale. Then, by construction:

$$x = 2L \quad (2.17)$$

The scale equation for Z is of the same form as for X. The scale factor z is related to L by the following:

$$z = \frac{L}{100} \quad (2.18)$$

Therefore

$$S_z = zZ = \frac{L}{100} V_{\alpha'} \quad (2.19)$$

The scale equation for Y is:

$$S_y = \frac{3hY}{\frac{x}{z} + Y} = \frac{3hV_K}{200 + V_K} \quad (2.20)$$

S_y is the distance measured along the diagonal from the origin in whatever units L is measured, and h is the length of the diagonal as measured in the same units.

$$\frac{1}{V_{\alpha'}} = \frac{1}{V_H} + \frac{1}{V_K} \sqrt{1 - \frac{\sin^2 \alpha}{n^2}}$$

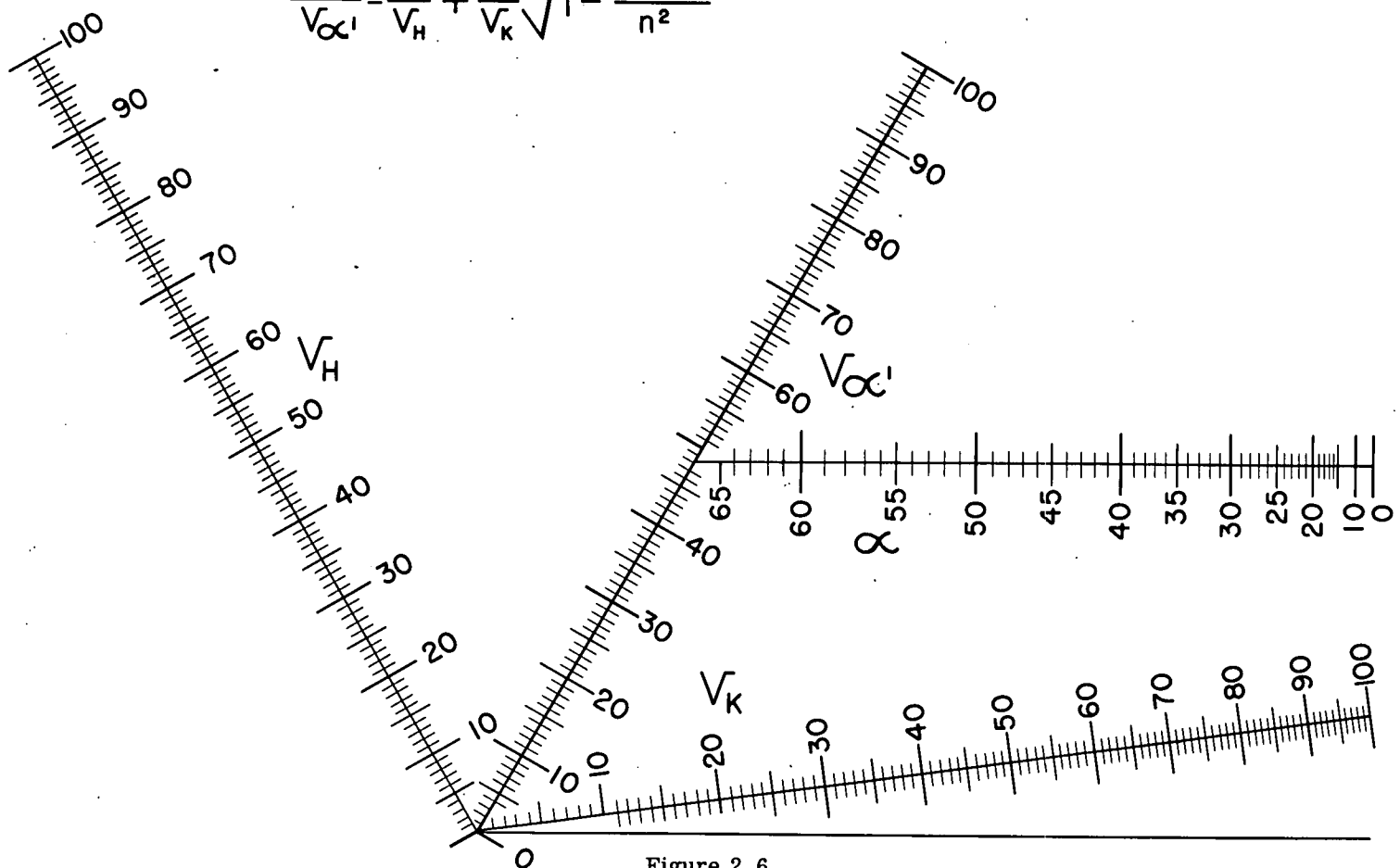


Figure 2.6

To find a desired value of $V_{\alpha'}$ given V_K , V_H , and α , lay a straightedge across the α and V_K scales and the unmarked 'turning line,' so that it intersects the scales at the given values of α and V_K . Using the point where the straightedge intersects the unmarked line as a turning point, lay the straightedge so that it falls across the V_H scale at the given value. The correct solution will be read where the straightedge intersects the $V_{\alpha'}$ scale.

As was previously shown, the scale equations for the variables v_H and $v_{\alpha'}$ are linear equations, and the scale factors must all be equal.
Hence:

$$S_{v_H} = \frac{L}{100} v_H$$

and

$$S_{v_{\alpha'}} = \frac{L}{100} v_{\alpha'} \quad (2.22)$$

The scale equations as inscribed on the nomograph are shown in Figure 2.7.

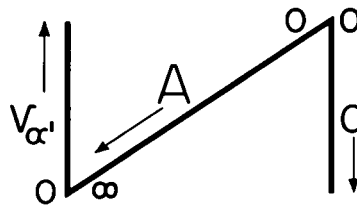
3. NOMOGRAPH FOR FACTOR F_3

For convenience, let equation (1.2) be combined with equation (2.3).
Then:

$$F_3 = \exp \left[-3.912 dv_{\alpha'}^{-1} \left(1 - \frac{\sin^2 \alpha}{n^2} \right)^{-\frac{1}{2}} \right] \quad (3.1)$$

The nomograph, for equation (3.1) consists of two N diagrams arranged so that the two slant bars coincide. Let $dv_{\alpha'}^{-1} = A$. Then $Av_{\alpha'} = d$, and this equation is illustrated in figure 3.1.

Figure 3.1



Hence

$$F_3 = \exp \left[-3.912 A \left(1 - \frac{\sin^2 \alpha}{n^2} \right)^{-\frac{1}{2}} \right] \quad (3.2)$$

Let the term $3.912 \left(1 - \frac{\sin^2 \alpha}{n^2} \right)^{-\frac{1}{2}} = f(\alpha)$ since it is a function only of α .

The bottom scale of the nomograph is a plot of this function.
Then

$$F_3 = \exp [-Af(\alpha)] \quad (3.3)$$

or

$$-\ln F_3 = Af(\alpha) \quad (3.4)$$

$$\frac{1}{V_{\alpha'}} = \frac{1}{V_H} + \frac{1}{V_K} \sqrt{1 - \frac{\sin^2 \alpha}{n^2}}$$

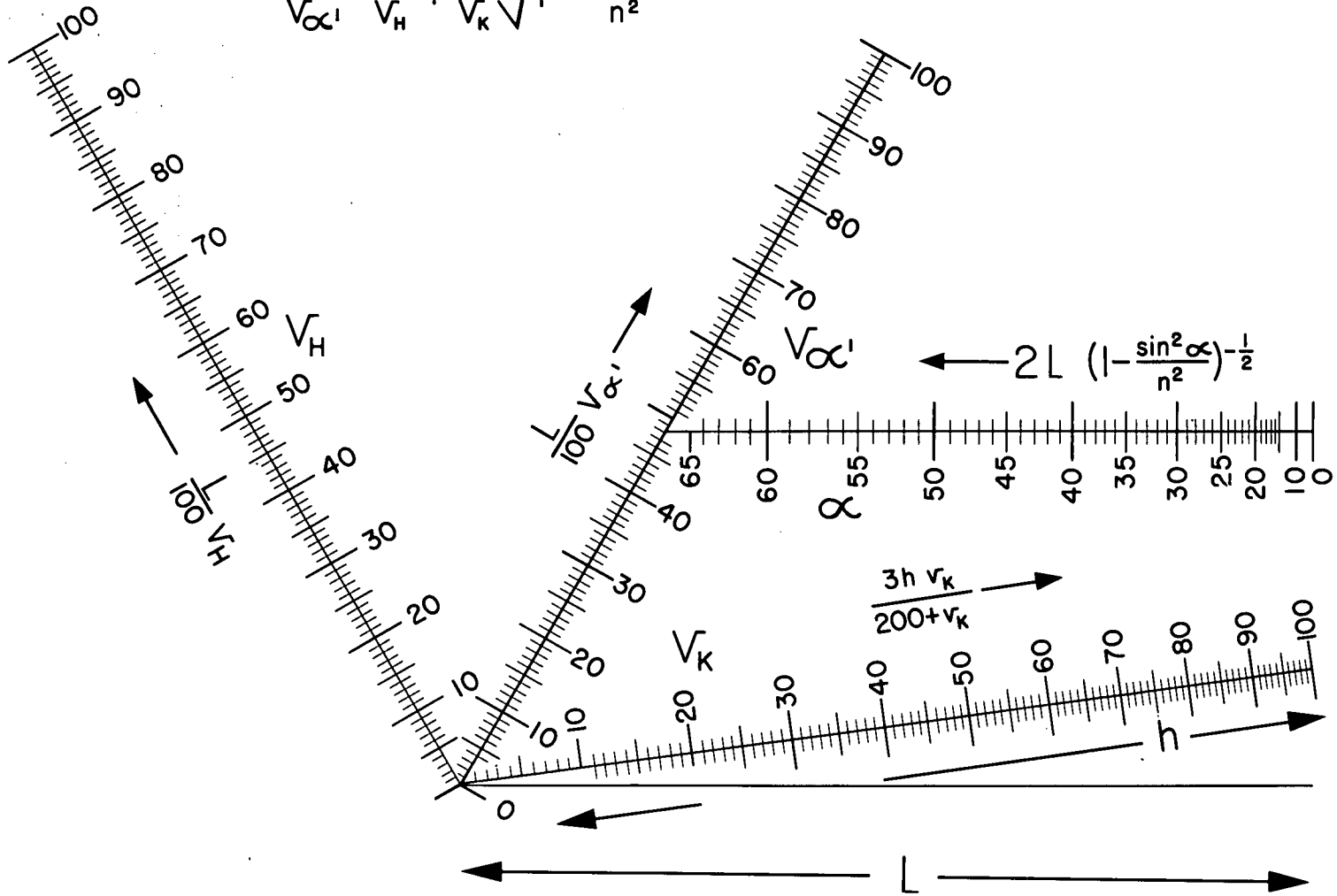
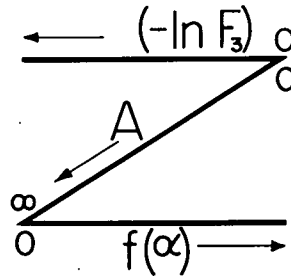


Figure 2.7

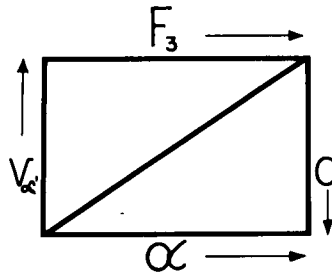
If $-\ln F_3$ is plotted along the top scale, the multiplication indicated by (3.4) is completed and F_3 is nomographed.

Figure 3.2



When the legends are inscribed, they can be done so in terms of α and F_3 . Since a knowledge of A is not necessary for the final solution, the diagonal scale is left blank and used only for a turning line.

Figure 3.3



3.1 USE OF THE NOMOGRAPH

To use the nomograph lay a straightedge across the V_{α} and d scales so that it intersects the desired values. Pivot the straightedge about the intersection point on the diagonal so that it falls on the required value of α . The answer may then be read from the point where the straightedge intersects the F_3 scale.

3.1.1 Numerical Example

Suppose that a target is submerged at a depth of 10 feet in water whose V_{α} for the path of sight was found in Section 2.1.1 to be 23.6 feet. The observer is in such a position relative to the target that his path of sight makes an angle of 60° with the vertical. Find F_3 .

Lay a straightedge across the nomograph so that the value 23.6 on the left hand scale is connected with the value 10 on the right hand scale. Mark the point where the straightedge intersects the diagonal. Then pivot the straightedge about the diagonal point so that it falls on the value 60 on the lower scale. The straightedge will intersect the upper scale at the value $F_3 = 0.112$. If desired this answer can be checked directly by using (3.1).

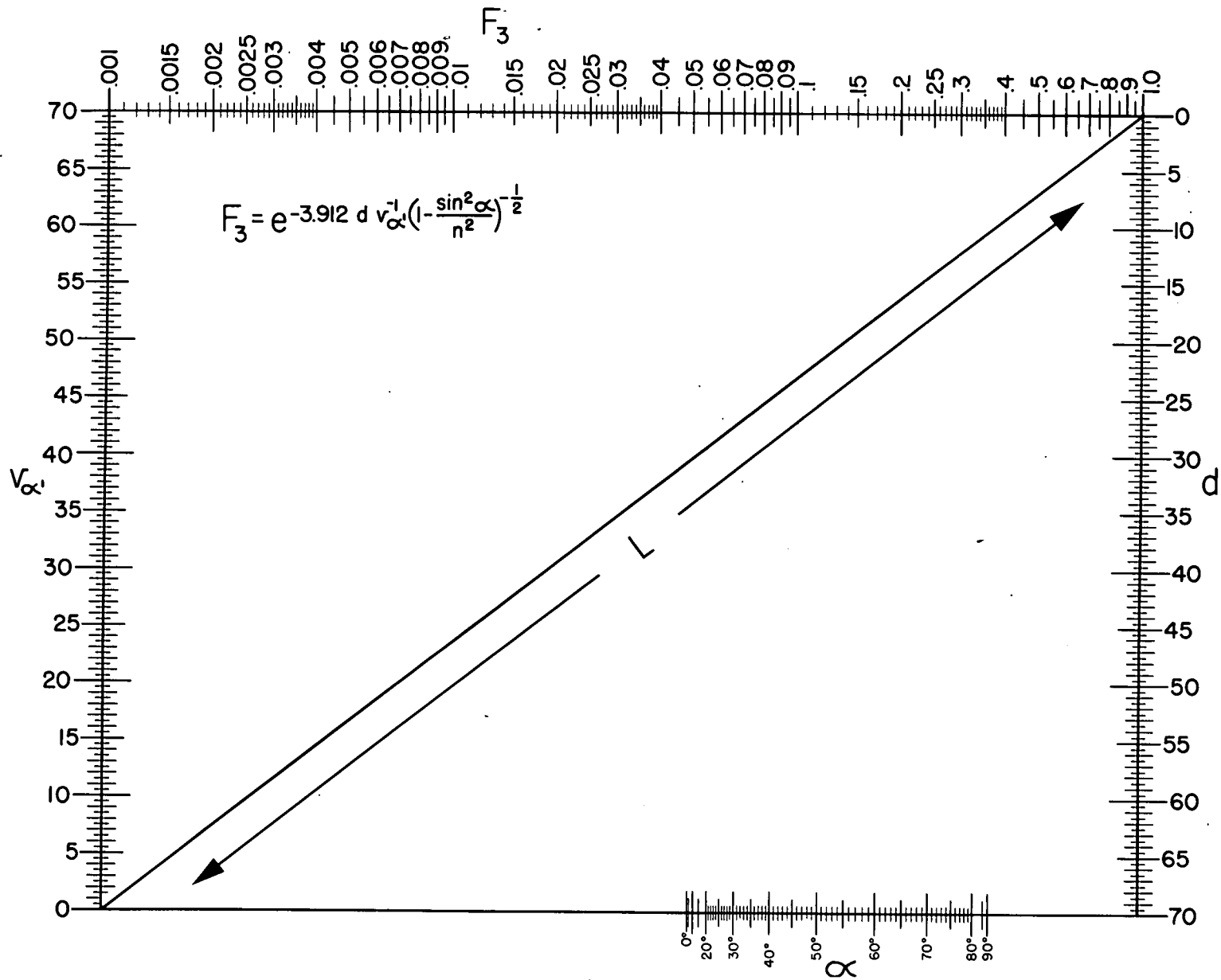


Figure 3.4

To use the nomograph lay a straightedge across the $v_{\alpha'}$ and d scales so that it intersects the desired values. Pivot the straightedge about the intersection point on the diagonal so that it falls on the required value of α . The answer may then be read from the point where the straightedge intersects the F_3 scale.

3.2 SCALING THE NOMOGRAPH

The scale equations for the first N diagram are:

$$S_{V_{\alpha'}} = \gamma v_{\alpha'} \quad (3.5a)$$

$$S_d = \delta d \quad (3.5b)$$

and

$$S_A = \frac{LA}{\frac{\gamma}{\delta} + A} \quad (3.5c)$$

$S_{V_{\alpha'}}$ and S_d are the distances measured from the origin along the $V_{\alpha'}$ and d scales respectively. S_A is the distance as measured along the diagonal from the origin and L is the length of the diagonal. The scale factors γ and δ are equal and are related to the dimensions of the nomograph by the following:

$$\gamma = \delta = \frac{h}{70} \quad (3.6)$$

where h is the length of the $V_{\alpha'}$ and d scales. Hence

$$S_{V_{\alpha'}} = \frac{h}{70} v_{\alpha'} \quad (3.7a)$$

$$S_d = \frac{h}{70} d \quad (3.7b)$$

$$S_A = \frac{LA}{1+A} \quad (3.7c)$$

The scale equation for the α scale is:

$$S_{\alpha} = .57b \left(1 - \frac{\sin^2 \alpha}{n^2} \right)^{-\frac{1}{2}} \quad (3.8)$$

where $b^2 = L^2 - h^2$ and S_{α} is measured from the intersection with the $V_{\alpha'}$ scale. The scale equation for F_3 is:

$$S_{F_3} = \frac{b}{3} (\log F_3 + 3) \quad (3.9)$$

where S_{F_3} is also measured from the intersection with the $V_{\alpha'}$ scale.

12

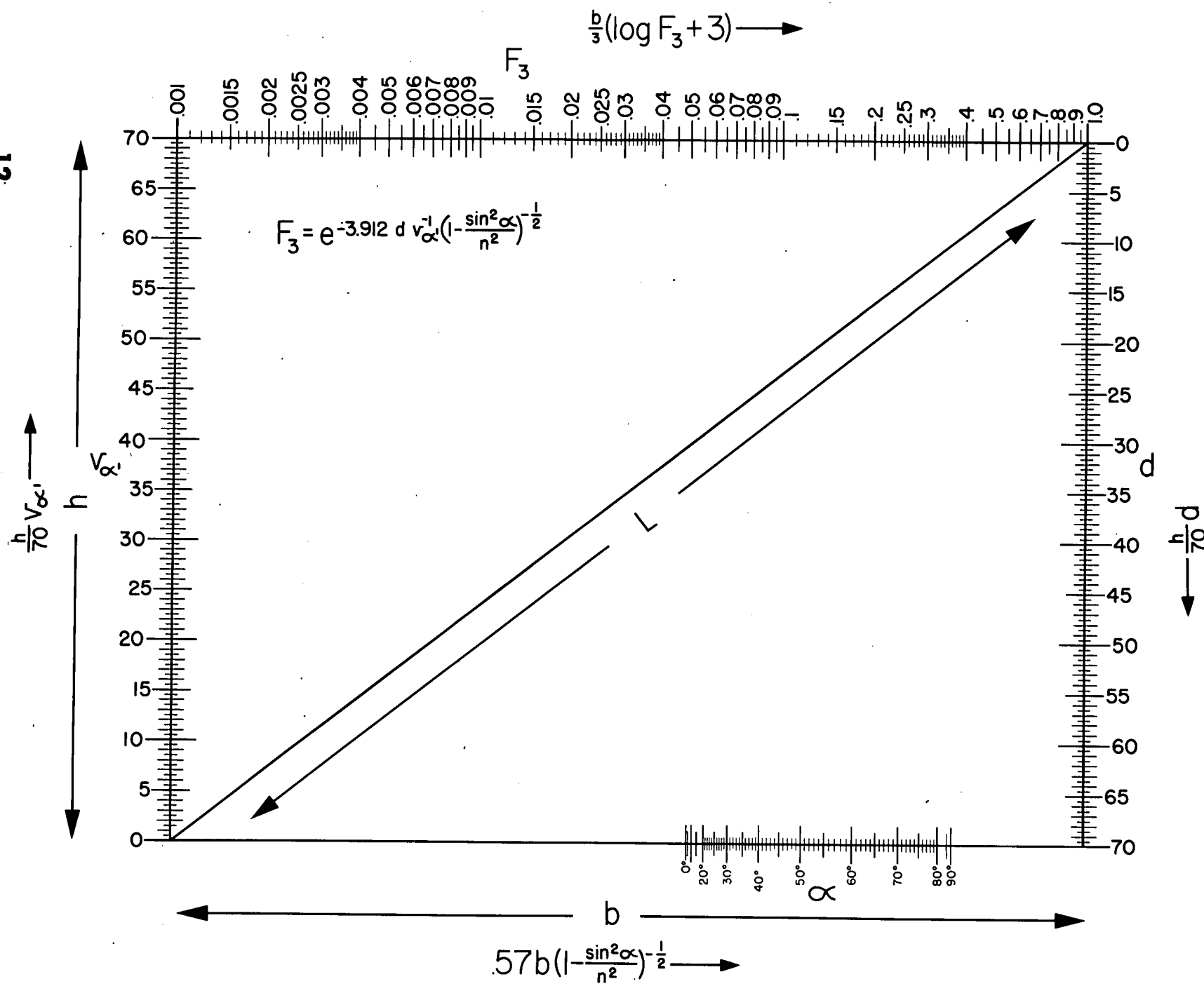


Figure 3.5

REFERENCES

1. Duntley, S. Q. "The Visibility of Submerged Objects," Final report under Contracts N5ori-07831, N5ori-07864, NObs-50378, Visibility Laboratory, Massachusetts Institute of Technology, 31 August 1952.
2. Douglass, R. D. and Adams, D. P. Elements of Nomography. New York: McGraw-Hill, 1947. Ch. XVI.

DISTRIBUTION LIST
"Water Clarity Nomographs"
15 July 1953

- | | | |
|---|--|--|
| <p>3 Armed Forces-NRC Vision Committee
304 West Medical Building
University of Michigan
Ann Arbor, Michigan</p> | <p>1 Fitts, Dr. Paul M.
Laboratory of Aviation Psychology
Ohio State University
Columbus, Ohio</p> | <p>1 Massachusetts Institute of Technology
Library
Cambridge 39, Massachusetts</p> |
| <p>1 Bartlett, Dr. Neil
The Colleges of the Seneca
Hobart and Williams Smith Colleges
Geneva, New York</p> | <p>1 Geldard, Dr. Frank A.
Psychological Laboratory
University of Virginia
Charlottesville, Virginia</p> | <p>1 Miles, Dr. Walter R.
Department of Psychology
Yale University Medical School
New Haven, Connecticut</p> |
| <p>3 British Medical Liaison Officer
E.J.S.M. Room 101
1910 "K" Street, N.W.
Washington 6, D. C.</p> | <p>1 Gibson, Dr. J. J.
Department of Psychology
Cornell University
Ithaca, New York</p> | <p>1 Munson, Mr. W. A.
Bell Telephone Laboratories
Murray Hill Laboratory
Murray Hill, New Jersey</p> |
| <p>3 British Naval Medical Liaison Officer
Room 60A, Building 4
Bureau of Medicine & Surgery
Potomac Annex, Navy Dept.
Washington 25, D. C.</p> | <p>1 Graham, Dr. Clarence H.
Department of Psychology
Columbia University
New York 27, New York</p> | <p>1 Nutting, Perley G.
Bureau of Ordnance
Washington 25, D. C.</p> |
| <p>1 Brown, Mr. D.R.E.
(Code 1500)
Navy Electronics Laboratory
San Diego 52, California.</p> | <p>2 Hamrick, Lillian
Acting Head
Reference Section
Library of Congress
Washington 25, D. C.</p> | <p>1 O'Brien, Dr. Brian
Department of Optics
University of Rochester
Rochester, New York</p> |
| <p>1 Burt, Dr. Wayne
Chesapeake Bay Institute
Annapolis, Maryland</p> | <p>1 Hartline, Dr. H. K.
Department of Biophysics
Johns Hopkins University
Baltimore 18, Maryland</p> | <p>1 Pfaffmann, Dr. Carl
Department of Psychology
Brown University
Providence, Rhode Island</p> |
| <p>1 Cates, Mr. Larry
Airline Pilots Association
Rm. 1185, National Press Building
14th and F Street, N. W.
Washington, D. C.</p> | <p>1 Hulburt, Dr. E. O.
Naval Research Laboratory
Washington 25, D. C.</p> | <p>1 Pritchard, Mr. D. W.
Director, Field Laboratory
Box 426A - RFD #2
Annapolis, Maryland</p> |
| <p>1 Crozier, Dr. W. J.
Biological Laboratories
Harvard University
16 Divinity Ave.
Cambridge 38, Massachusetts</p> | <p>1 Imus, Dr. Henry A.
Code 454
Office of Naval Research
Washington 25, D. C.</p> | <p>1 Project Director
Tufts College Handbook of Human
Engineering
Department of Psychology
Tufts College
Medford 55, Massachusetts</p> |
| <p>1 Development Contract Officer
Massachusetts Institute of Technology
Cambridge 39, Massachusetts</p> | <p>1 Judd, Dr. Deane B.
National Bureau of Standards
Washington 25, D. C.</p> | <p>1 Revelle, Dr. Roger, Director
Scripps Institution of Oceanography
La Jolla, California</p> |
| <p>1 Dimmick, Dr. F. L.
U.S. Naval Medical Research Lab.
U. S. Submarine Base
New London, Connecticut</p> | <p>1 Kappauf, Dr. W. E.
Department of Psychology
University of Illinois
Urbana, Illinois</p> | <p>1 Riggs, Dr. L. A.
Department of Psychology
Brown University
Providence, Rhode Island</p> |
| <p>1 Document Room
Research Laboratory of Electronics
Mass. Inst. of Technology
Cambridge 39, Massachusetts
Attn: Mr. J. H. Hewitt</p> | <p>2 Librarian
Woods Hole Oceanographic Institution
Woods Hole, Massachusetts</p> | <p>1 Sloan, Dr. Louise
Wilmer Ophthalmological Inst.
Johns Hopkins University
Baltimore, Maryland</p> |
| <p>1 Dunlap and Associates, Inc.
429 Atlantic Street
Stamford, Connecticut</p> | <p>2 Long, Lt. Col. G. E.
USAF, ARDC,
P.O. Box 1395
Baltimore 3, Maryland</p> | <p>1 Scripps Institution of Oceanography
Library
La Jolla, California
Attn: Mr. Holleman</p> |
| | <p>1 Ludvigh, Dr. E. J.
Krasge Institute
690 Mullett
Detroit 26, Michigan</p> | <p>1 The Rand Corporation
1500 Fourth Street
Santa Monica, California
Attn: Mr. Victor W. Hunt</p> |

1 The Rand Corporation
1625 Eye Street, N.W.
Washington 6, D. C.
Attn: Social Sciences Div.

1 Tousey, Dr. R.
Naval Research Laboratory
Washington 25, D. C.

1 Verplanck, Dr. W. S.
Psychological Laboratories
Memorial Hall
Harvard University
Cambridge 38, Massachusetts

1 Visibility Laboratory
University of California
Scripps Institution of Oceanography
San Diego 52, California

1 Visibility Laboratory
Air Force Cambridge Research Center
230 Albany Ave.
Cambridge 39, Massachusetts

1 Wald, Dr. George
Harvard University
Biological Laboratory
16 Divinity Ave.
Cambridge 38, Massachusetts

Commander
Headquarters ARDC
P.O. Box 1395
Baltimore 3, Md.
Attn:

1 RDDST
1 RDDSI
1 RDB
1 RDBT
10 RDDDH
1 ASTIA
1 Library
1 RDDDG

2 Director
Human Factors Operations Research Lab.
Bolling Air Force Base
Washington 25, D.C.

2 Commander
Human Resources Research Center
Lackland Air Force Base
San Antonio, Texas

1 Commander
Human Resources Research Institute
Maxwell Air Force Base
Alabama

1 Commander
Rome Air Development Center
Attn: HFO
Griffiss Air Force Base
Rome, New York

1 Commander
Wright Air Development Center
Wright-Patterson Air Force Base
Dayton, Ohio

2 Commander
Wright-Air Development Center
Attn: WCOWP
Wright-Patterson Air Force Base
Dayton, Ohio

2 Commander
Wright Air Development Center
Attn: WCLFP
Wright-Patterson Air Force Base
Dayton, Ohio

1 Commander
Wright Air Development Center
Attn: WCRDP
Wright-Patterson Air Force Base
Dayton, Ohio

1 Commander
Wright Air Development Center
Attn: WCRD
Wright-Patterson Air Force Base
Dayton, Ohio

1 Commander
Wright Air Development Center
Attn: WCRDF
Wright-Patterson Air Force Base
Dayton, Ohio

2 Commander
Air Force Cambridge Research Center
230 Albany Street
Cambridge 39, Massachusetts
Attn: CRHM

2 Commander
Air Force Cambridge Research Center
Attn: CRH
230 Albany Street
Cambridge 39, Massachusetts

1 Director of Training
Headquarters USAF
Washington 25, D.C.

2 Director of Requirement
Headquarters USAF
Washington 25, D.C.

2 Director of Operations
Headquarters USAF
Attention: Lt Col R.J. Holbury
Washington 25, D. C.

2 Assistant for Development Planning
Headquarters USAF
Attn: Colonel Smiley
Washington 25, D.C.

2 Director of Research Development
Human Factors Division
Headquarters USAF
Washington 25, D.C.

2 Commander
Tactical Air Command
Attn: Colonel McNab
Langley AFB, Virginia

2 Commander
363rd Recon Wing
Attn: Colonel Diaz
Shaw Air Force Base
Sumter, South Carolina

2 Commander
Air Training Command
Scott AFB, Illinois

1 Commander
6562 Research & Development Group
Mather AFB, California

1 Commander
6561 Research & Development Group
Lackland AFB, Texas

1 Byrnes, Col. Victor A.
USAF School of Aviation Medicine
Randolph Field, Texas

1 Aero Medical Laboratory
Wright-Patterson AFB, Ohio

1 Aero Medical Laboratory
Engineering Division, Psychology
Division, Air Material Command
Wright-Patterson AFB
Dayton, Ohio

1 Air Defense Command
Ent Air Force Base, Colorado

1 Commandant, School of Aviation
Medicine, Randolph AFB
San Antonio, Texas
Attn: Dept. of Psychology

1 Department of AF Library
Air University
Maxwell AFB, Alabama

1 Human Resources Division
Directorate of R & D
DCS/Dev., Headquarters USAF
Washington 25, D.C.

1 Human Resources Research
Center Det #2
Mather AFB
Mather Field, Calif.

1 Office of Surgeon General
Headquarters USAF
Washington 25, D.C.
Attn: AFCSG-13

1 Operations Analysis Section
Headquarters SAC, Offutt AFB
Omaha, Nebraska
Attn: Dr. Zimmerman

1 Strategic Air Command
Offutt Air Force Base, Nebraska

1 Tactical Air Command
Langley Air Force Base, Virginia

1 U.S. Air Force
Air Research and Development Command
P. O. Box 1395
Baltimore 3, Maryland

1 U. S. Air Force
School of Aviation Medicine
Randolph Field, Texas

1 U.S. Air Force
Washington 25, D.C.

1 Captain Taylor, USAF
Operational Plans Division
Director of Operations DCS/O
Attn: Defense Branch
Rm. BD951
Pentagon Building
Washington 25, D.C.

- 1 Seigler, Mr. Claude M., Librarian
AG Technical Reports Branch
Hq. Air Proving Ground Command
Eglin Air Force Base, Florida
- 1 Chief Corps of Engineers
Engineering R & D Division
Room 2416, Bldg. T-7
Gravelly Point, Virginia
- 1 Office of Chief Signal
Officer, Room 2E258
The Pentagon
Washington 25, D. C.
- 1 Operations Research Office
Ft. McNair, Washington, D. C.
- 1 Office of the Quartermaster General
R & D Division, Military Planning
Division
Room 2102, Bldg. A
Washington 25, D. C.
- 1 Assistant Chief for Research
& Development, Bureau of Aero.
Navy Department
Washington 25, D. C.
- 3 Bureau of Aeronautics
Navy Department
Washington 25, D.C.
- 1 Bureau of Aeronautics General
Representative, USN
Central District
Wright-Patterson AFB
Dayton, Ohio
Attn: Cdr. H. A. Smedal
- 1 Bureau of Ordnance (Code RE-4)
Department of the Navy
Washington 25, D.C.
- 1 Bureau of Ordnance
Navy Department
Washington 25, D.C.
- 5 Bureau of Ships, (Code 847-D)
Department of the Navy
Washington 25, D.C.
- 5 Bureau of Ships (Code 374)
Department of the Navy
Washington 25, D.C.
- 1 Bureau of Ships (Code 520)
Department of the Navy
Washington 25, D. C.
- 1 Bureau of Ships
Department of the Navy
Washington 25, D.C.
- 1 Bureau of Yards and Docks
Attn: Director Research Division
Y & D Annex, Room 2A77
Washington 25, D. C.
- 1 Chief, Bureau of Aeronautics
Attn: Tech. Info. Branch
Navy Department
Washington 25, D. C.
- 1 Chief, of Naval Operations
Op-31, Room 4E-588
The Pentagon
Washington 25, D.C.
- 2 Chief of Naval Research
Office of Naval Research
Bldg. T-3 Navy Department
Washington 25, D.C.
Attn: (Code 454)
- 1 Commandant
Marine Corps Schools
Quantico, Virginia
- 1 Commandant, Headquarters
U.S. Marine Corps (Code DC)
Washington 25, D.C.
- 1 Commander Hunter Killer Force
U.S. Atlantic Fleet Post Office
Naval Base Branch,
Norfolk 11, Virginia
- 1 Commander Hydrographic Survey
Group 1
Fleet Post Office
New York, New York
- 1 Commander Hydrographic Survey
Group 2
Fleet Post Office
San Francisco, California
- 1 Commander Operational
Development Force
U.S. Atlantic Fleet
U.S. Naval Base
Norfolk 11, Virginia
- 1 Commander Submarine Force
U.S. Atlantic Fleet
Fleet Post Office
New York, New York
- 1 Commander Submarine Force
U.S. Pacific Fleet
Fleet Post Office
San Francisco, California
- 3 Commander Submarine Development
Group 2
Fleet Post Office
New York, New York
- 1 Commander, U.S. Naval Air Test Center
Patuxent River, Maryland
Attn: Physiological Test Section
of Service Test
- 1 Commanding Officer
ONR, Boston Branch Office
150 Causeway Street
Boston 14, Massachusetts
- 1 Commanding Officer
Office of Naval Research
Chicago Branch Office
86 E Randolph St.
Chicago 1, Illinois
- 1 Commanding Officer
ONR, Los Angeles Branch Office
1030 E. Green Street
Pasadena, California
- 1 Commanding Officer
ONR, San Francisco Branch Office
1000 Geary Street
San Francisco, California
- 1 Commanding Officer
U.S. Naval Air Missile Test
Center, Pt. Mugu, California
Attn: Director, Projects Div.
- 1 Commanding Officer and Director
David Taylor Model Basin
Carderock, Maryland
- 1 Director
Airborne Equipment Division
Bureau of Aeronautics
Navy Department
Washington 25, D.C.
- 1 Director, Operations Evaluation
Group (OP-374)
Room 4D-541, The Pentagon
Washington 25, D.C.
- 1 Director, U.S. Naval Air
Experimental Station
Attn: Supt. Aero Medical
Experimental Laboratory
Philadelphia 12, Pennsylvania
- 1 Head, (Code 2100) Human Factors Division
U.S. Navy Electronics Laboratory
San Diego 52, California
- 1 Human Engineering Branch
Special Devices Center
Port Washington
Long Island, New York
- 2 Hydrographer
U.S. Navy Hydrographic Office
Washington 25, D.C.
Attn: Division of Oceanography
- 2 Melson, Cdr. L.B.
Code 374
Bureau of Ships
Washington 25, D. C.
- 2 Naval Research Laboratory
Washington 25, D.C.
- 1 Office of the Chief of
Naval Operations
Washington 25, D.C.
- 1 Office of Naval Research
Department of the Navy
Washington 25, D.C.
- 1 Office of Naval Research
Attn: Naval Sciences Div.
Air Branch, Medical Liaison
Navy Department
Washington 25, D.C.
- 1 Office of Naval Research Representative
Massachusetts Institute of Technology
Cambridge 39, Mass.
- 10 Officer in Charge
Office of Naval Research
Navy 100, Fleet Post Office
New York, New York
For transmission by London
Office to: Distribution List
- 3 Officer in Charge
U.S. Naval Medical Research Laboratory
U.S. Naval Submarine Base
New London, Connecticut

- 3 Officer in Charge
U.S. Naval School of Aviation
Medicine, NAS
Pensacola, Florida
- 1 Officer in Charge
U.S. Navy Experimental Diving
Unit, Naval Gun Factory
Washington 25, D.C.
- 1 Psychology Division
Naval Medical Research Institute
Nat'l Naval Medical Center
Bethesda 14, Maryland
- 1 Technical Information Branch
Technical Data Division
Bureau of Aeronautics
Navy Department
Washington 25, D.C.
- 2 U.S. Navy Electronics Laboratory
Library
San Diego 52, California
- 1 U.S. Navy Underwater Sound Lab.
New London, Connecticut
- 1 U.S. Navy Mine Countermeasure
Station
Panama City, Florida
- 1 Air Navigation Development
Board, Civil Aeronautics
Administration, Code W-9
16th & Constitution Ave., N.W.
Washington, D. C.
- 1 Ass't Soc. of Def. for R & D
Committee of Equipment and Supplies
Washington 25, D. C.
- 1 ASTIA, Dayton Office
U.B. Building
Dayton 2, Ohio
- 1 Chairman, Publication Board
Office of Sec'y of Commerce
Washington 25, D. C.
Attn: Mr. John C. Green
- 1 Civil Aeronautics Administration
Code W-313
Department of Commerce
16th & Constitution Ave., N.W.
Washington, D. C.
- 1 Civil Aviation Medical Research
Laboratory, CAA
Aeronautical Center
Post Office Box 1082
Oklahoma City 10, Oklahoma
- 1 Library
U.S. Weather Bureau
24th and M Streets, N.W.
Washington 25, D. C.
- 1 McAuliffe, Lt. Cdr. C.E.
H. J. Coast Guard
Testing and Development
Washington, D.C.

Visibility Laboratory, University of California, Scripps Institution of Oceanography, SIO Reference 53-46, WATER CLARITY NOMOGRAPHS, by Frances R. Culver, 15 July 1953.

A description is given of two nomographs which expedite calculations of the expression specifying the contrast reduction of a submerged object due to attenuation processes in the water along the observer's path of sight. By means of the first nomograph the hydrological range for any path of sight can be found from experimentally determined optical properties of the water. The contrast reduction of the submerged object due to this attenuation can then be calculated using the second nomograph.

Illustrations of the nomographs, accompanied by explanations of the construction, the scale equations, and details of procedure for use are discussed. Illustrative examples are included.

Visibility Laboratory, University of California, Scripps Institution of Oceanography, SIO Reference 53-46, WATER CLARITY NOMOGRAPHS, by Frances R. Culver, 15 July 1953.

A description is given of two nomographs which expedite calculations of the expression specifying the contrast reduction of a submerged object due to attenuation processes in the water along the observer's path of sight. By means of the first nomograph the hydrological range for any path of sight can be found from experimentally determined optical properties of the water. The contrast reduction of the submerged object due to this attenuation can then be calculated using the second nomograph.

Illustrations of the nomographs, accompanied by explanations of the construction, the scale equations, and details of procedure for use are discussed. Illustrative examples are included.

Nomographs
Underwater
Visibility
Calculations

Nomographs
Underwater
Visibility
Calculations

Visibility Laboratory, University of California, Scripps Institution of Oceanography, SIO Reference 53-46, WATER CLARITY NOMOGRAPHS, by Frances R. Culver, 15 July 1953.

A description is given of two nomographs which expedite calculations of the expression specifying the contrast reduction of a submerged object due to attenuation processes in the water along the observer's path of sight. By means of the first nomograph the hydrological range for any path of sight can be found from experimentally determined optical properties of the water. The contrast reduction of the submerged object due to this attenuation can then be calculated using the second nomograph.

Illustrations of the nomographs, accompanied by explanations of the construction, the scale equations, and details of procedure for use are discussed. Illustrative examples are included.

Visibility Laboratory, University of California, Scripps Institution of Oceanography, SIO Reference 53-46, WATER CLARITY NOMOGRAPHS, by Frances R. Culver, 15 July 1953.

A description is given of two nomographs which expedite calculations of the expression specifying the contrast reduction of a submerged object due to attenuation processes in the water along the observer's path of sight. By means of the first nomograph the hydrological range for any path of sight can be found from experimentally determined optical properties of the water. The contrast reduction of the submerged object due to this attenuation can then be calculated using the second nomograph.

Illustrations of the nomographs, accompanied by explanations of the construction, the scale equations, and details of procedure for use are discussed. Illustrative examples are included.

Nomographs
Underwater
Visibility
Calculations

Nomographs
Underwater
Visibility
Calculations