



















YYYY	MM	DD	HH	MM	#	#	#	OPERATOR(S) INITIALS	
2023	08	30	08	56	1	ROSCOFF	Lat 48.45 Long -3.5730	JO/MF	
Water Collection					Number of dips:	30		Volume Collected (L)	1.1 L
Protocol	Quantity, Container Storage	Replicate 1	Replicate 2	Replicate 3	Comments/sea state				
SML-FC	Cryotube (2ml) 1.5ml sample + 30 µl Glute 25% LN2 (-80°C)	 112488105	 112488106	 112488107	Calm ~ 19 mins				
SML-CP	Cryotube (5ml) 3ml sample + 750 µl Glycerol RT (-80°C)	 112488108	 112488109	 112488110					
SML-320	Cryotube (2ml) Filter 3µm PC LN2 (-80°C)	 112488099	 112488100	 112488101	300ml volume				
SML-023	Cryotube (2ml) Filter 0.22µm PC LN2 (-80°C)	 112488102	 112488103	 112488104	300ml volume				

YYYY	MM	DD	HH	MM	#	#	#	OPERATOR(S) INITIALS	
2023	03	30	08	56	1	ROSCOFF		JO/MF	
Water Collection					Number of dips:	30		Volume Collected (L)	1.1 L
Protocol	Quantity, Container Storage	Replicate 1	Replicate 2	Replicate 3	Comments/sea state				
SML-FC	Cryotube (2ml) 1.5ml sample + 30 µl Glute 25% LN2 (-80°C)	SML-FC-1	SML-FC-2						
SML-CP	Cryotube (5ml) 3ml sample + 750 µl Glycerol RT (-80°C)	SML-CS-1	SML-CS-2	SML-CS-3					
SML-320	Cryotube (2ml) Filter 3µm PC LN2 (-80°C)	 112488093	 112488094	 112488095	10ml volume filtered				
SML-023	Cryotube (2ml) Filter 0.22µm PC LN2 (-80°C)	 112488096	 112488097	 112488098	10ml volume filtered				



20/ML

1.1.1

0572.3 - 2nd

17020208

1

20 08 20

03

03

2013

30

mls
20/ML

COMMENTS

1

2

3

4

5

6

7

300ML
volume

300ML
volume

20/ML

1.1.1

17020208

1

20 08 20

03

03

2013

30

300ML
volume

1.1.1

300ML
volume

1.1.1

YYYY	MM	DD	MM	MM	#	#	#	OPERATOR(S) INITIALS
2023	04	04	12	35	Local	Parcett	-S	MF
Water Collection		Number of dips:			Volume Collected (L)			
		25			1.3			①
Protocol	Quantity, Container Storage	Replicate 1	Replicate 2	Replicate 3	Comments/sea state			
SML-FC	Cryotube (2ml) 1.5ml sample + 30 µl Glute 25% LN2 (-80°C)							
SML-CP	Cryotube (5ml) 3ml sample + 750 µl Glycerol RT (-80°C)							
SML-320	Cryotube (2ml) Filter 3µm PC LN2 (-80°C)							
SML-023	Cryotube (2ml) Filter 0.22µm PC LN2 (-80°C)							

YYYY	MM	DD	HH	MM	#	#	#	OPERATOR(S) INITIALS
Water Collection		Number of dips:			Volume Collected (L)			
Protocol	Quantity, Container Storage	Replicate 1	Replicate 2	Replicate 3	Comments/sea state			
SML-FC	Cryotube (2ml) 1.5ml sample + 30 µl Glute 25% LN2 (-80°C)	SML-FC-1	SML-FC-2					
SML-CP	Cryotube (5ml) 3ml sample + 750 µl Glycerol RT (-80°C)	SML-CS-1	SML-CS-2	SML-CS-3				
SML-320	Cryotube (2ml) Filter 3µm PC LN2 (-80°C)				10ml			
SML-023	Cryotube (2ml) Filter 0.22µm PC LN2 (-80°C)				10ml except DOR6 it w/ Sml			



COMMENTS

1

2

3

4

5

6

7

2017
JUN

YYYY	MM	DD	HH	MM	#	#	#	OPERATOR(S) INITIALS
2023	04	05	12	05	_STATION- Por-SS _SML			MF
Water Collection		Number of dips: 20			Volume Collected (L) 1.0			②
Protocol	Quantity, Container Storage	Replicate 1	Replicate 2	Replicate 3	Comments/sea state			
SML-FC	Cryotube (2ml) 1.5ml sample + 30 µl Glute 25% LN2 (-80°C)							
SML-CP	Cryotube (5ml) 3ml sample + 750 µl Glycerol RT (-80°C)							
SML-320	Cryotube (2ml) Filter 3µm PC LN2 (-80°C)							
SML-023	Cryotube (2ml) Filter 0.22µm PC LN2 (-80°C)							

YYYY	MM	DD	HH	MM	#	#	#	OPERATOR(S) INITIALS
2023	04	07	08	25	_STATION- Por-SS 3 _SML			MF
Water Collection		Number of dips: 23			Volume Collected (L) 1.1			
Protocol	Quantity, Container Storage	Replicate 1	Replicate 2	Replicate 3	Comments/sea state			
SML-FC	Cryotube (2ml) 1.5ml sample + 30 µl Glute 25% LN2 (-80°C)	SML-FC-1	SML-FC-2					
SML-CP	Cryotube (5ml) 3ml sample + 750 µl Glycerol RT (-80°C)	SML-CP-1	SML-CP-2	SML-CP-3				
SML-320	Cryotube (2ml) Filter 3µm PC LN2 (-80°C)				10ml			
SML-023	Cryotube (2ml) Filter 0.22µm PC LN2 (-80°C)				10ml			


























10WT

COMMENTS

1
2
3
4
5
6
7

5

YYYY	MM	DD	HH	MM	#	#	#	OPERATOR(S) INITIALS
2023	04	07	08	25	015	201-SS	3	MF
Water Collection		Number of dips: 23			Volume Collected (L)			1.01 (3)
Protocol	Quantity, Container Storage	Replicate 1	Replicate 2	Replicate 3	Comments/sea state			
SML-FC	Cryotube (2ml) 1.5ml sample + 30 µl Glute 25% LN2 (-80°C)	 112488043	 112488044	 112488045	Used two new filter holders			
SML-CP	Cryotube (5ml) 3ml sample + 750 µl Glycerol RT (-80°C)	 112488053	 112488052	 112488051				
SML-320	Cryotube (2ml) Filter 3µm PC LN2 (-80°C)	 112488061	 112488062	 112488063	* Only the * Filtern filtered well in the system.			
SML-023	Cryotube (2ml) Filter 0.22µm PC LN2 (-80°C)	 112488064	 112488065	 112488066	The other two had leaks and the water went outside. Fixing the leaks for next sampling.			

YYYY	MM	DD	HH	MM	#	#	#	OPERATOR(S) INITIALS
2023	04	07	12	40		200-SS	-3	
Water Collection		Number of dips: 23			Volume Collected (L)			1.05 (4)
Protocol	Quantity, Container Storage	Replicate 1	Replicate 2	Replicate 3	Comments/sea state			
SML-FC	Cryotube (2ml) 1.5ml sample + 30 µl Glute 25% LN2 (-80°C)	 112488046	 112488047	 112488368				
SML-CP	Cryotube (5ml) 3ml sample + 750 µl Glycerol RT (-80°C)	 112488048	 112488049	 112488050				
SML-320	Cryotube (2ml) Filter 3µm PC LN2 (-80°C)	 112488067	 112488068	 112488069	Replicate 3 did not filter well. I tried to fix the filter holder, but it seems they are not good.			
SML-023	Cryotube (2ml) Filter 0.22µm PC LN2 (-80°C)	 112488057	 112488058	 112488059	We should use the beige ones			



COMMENTS

1

2

3

4

5

6

7

