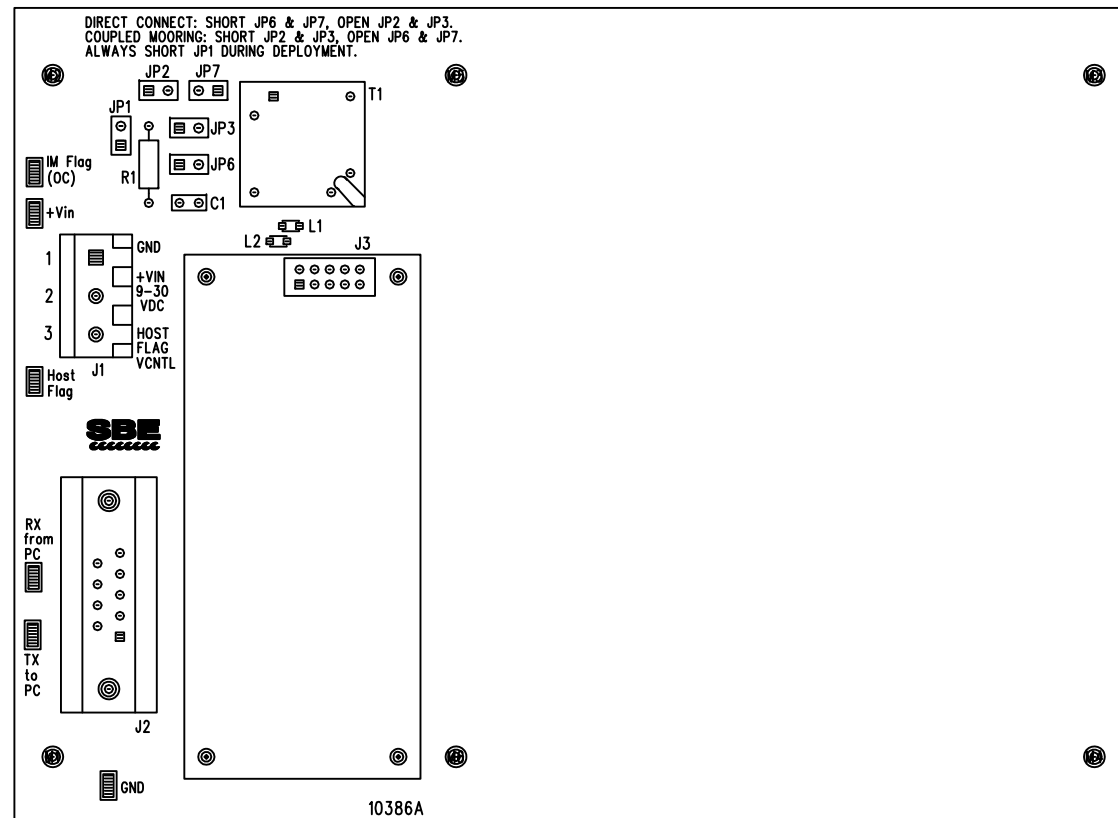


DATE	SYM	REVISION RECORD	AUTH.	DR.	CK.
2/21/12	A	PCB A, DEFINE .1 AND .2 TYPES		DG	



SLB PRINTED ON 10:03:37 21 FEB 2012

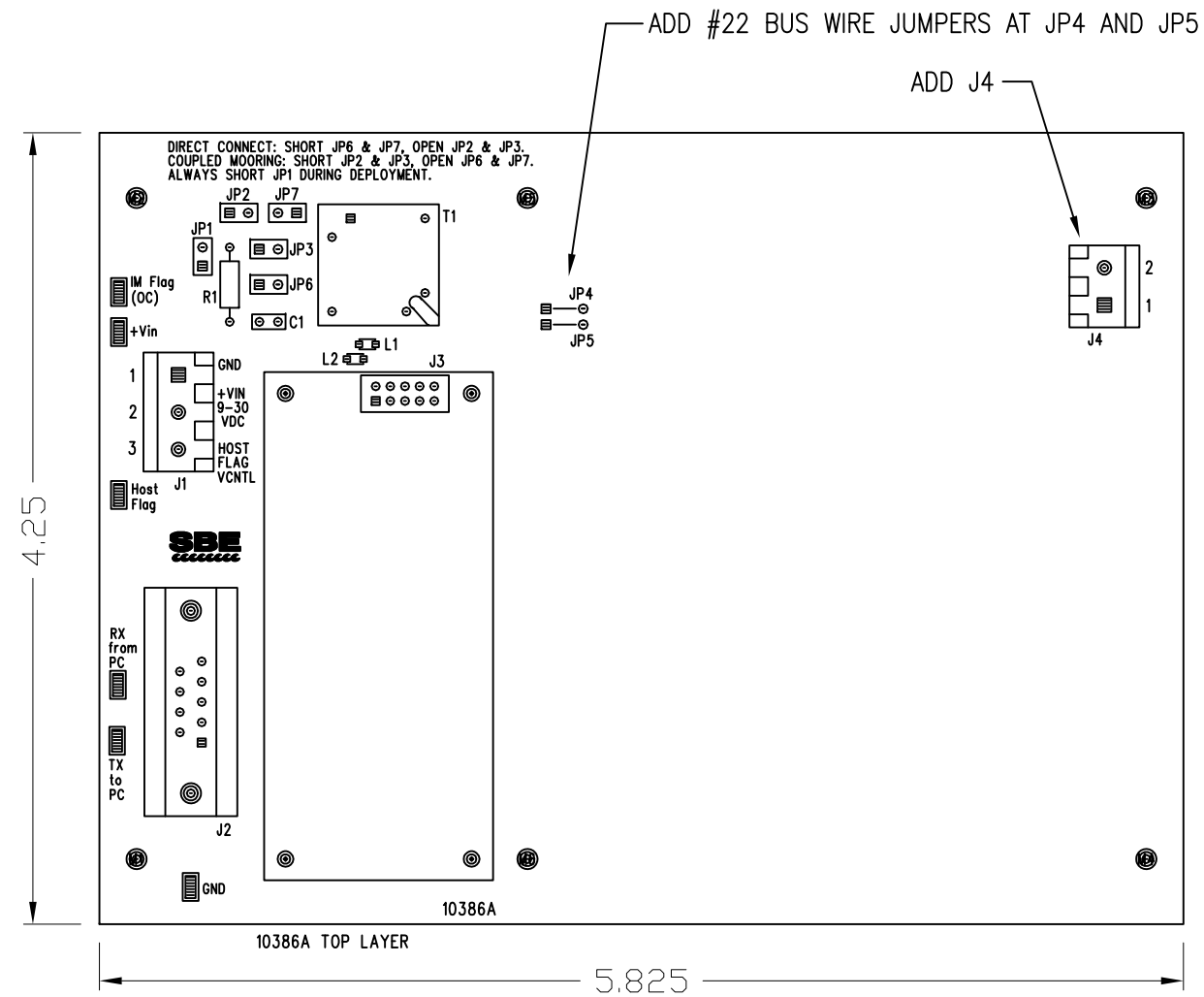
PART. NUMBER..... DESCRIPTION..... QPA..... REF DESIG.....

41546A	IMM ADAPTER FOR SURFACE APP, INCOMPLETE		
10386A	PCB, IMM ADAPTER FOR SURFACE APPLICATION	1.0000	PCB
14146	CAP, 470pf, SR151C471KAA, 100V AVX	1.0000	C1
15049	RES, 499 OHM, 1%, 1/4 W	1.0000	R1
171103	HEADER, 2 PIN SAMTEC, TSW-102-07-L-S	5.0000	JP1 JP2 JP3 JP6 JP7
171105	SCREW TERMINAL, 3 PIN WIELAND 25.163.0353.0	1.0000	J1
171106	CONN, DB-9 PCB MOUNT AMP 1-747150-4	1.0000	J2
171993	TERMINAL, SMT MINIATURE TEST POINT #5015	6.0000	TXtoPC RXfromPC IMflag HostFlag GND +Vin
172115	RECEPTACLE, 2MM, 10-PIN HIROSE DF11-10DS-2DSA	1.0000	J3
20110	XFORMER, BUDY MODEM COUPLING / DWG 40872	1.0000	T1
20185	FERRITE BEAD, 0805, 200OHM, 100MHZ, 2AMP	2.0000	L1 L2

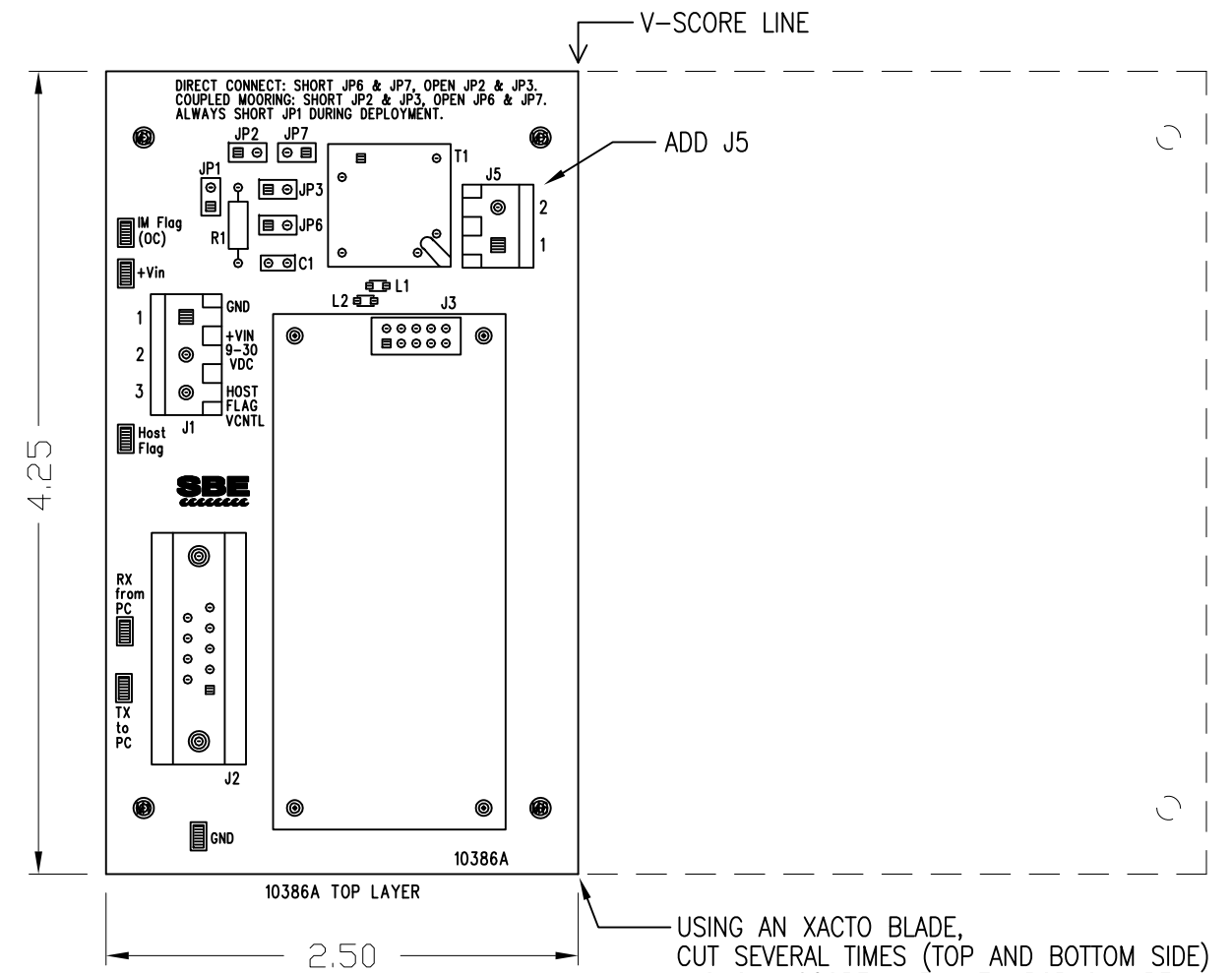
41546A MUST BE COMPLETED TO EITHER 41546A.1 OR 41546A.2 (SEE SHEET 2)

SEA-BIRD ELECTRONICS, INC			
PART NO.	41546A	BD SCALE	1.00
DRWN BY	RWJ	PL SCALE	1.00
SCHEM	33147A	APPR BY	
TITLE			
IMM Adapter for Surface Modem			
DATE	9/21/06	DWG NO.	41546
REV	A	SH 1 OF 2	

41546A COMPLETION TO 41546A.1 (FULL SIZE) 4.25 X 5.825



41546A COMPLETION TO 41546A.2 (HALF SIZE) 4.25 X 2.50



SLB PRINTED ON 11:39:06 21 FEB 2012

PART. NUMBER. . . . DESCRIPTION. QPA. . . . REF DESIG.

41546A.1	IMM ADAPTER FOR SURFACE APP, FULL SIZE		
15001.2	JUMPER WIRE, 2 POSITION	2.0000	JP4 JP5
171104	SCREW TERMINAL, 2 PIN WIELAND	1.0000	J4
25.163.0253.0			
41546A	IMM ADAPTER FOR SURFACE APP, INCOMPLETE	1.0000	

SLB PRINTED ON 11:40:08 21 FEB 2012

PART. NUMBER. . . . DESCRIPTION. QPA. . . . REF DESIG.

41546A.2	IMM ADAPTER FOR SURFACE APP, HALF SIZE		
171104	SCREW TERMINAL, 2 PIN WIELAND	1.0000	J5
25.163.0253.0			
41546A	IMM ADAPTER FOR SURFACE APP, INCOMPLETE	1.0000	
