

MicroCAT C-T Recorder (Serial interface & Memory)

SBE 37-SM


The SBE 37-SM MicroCAT is a high-accuracy conductivity and temperature (pressure optional) recorder with Serial interface, internal battery, and non-volatile FLASH Memory. The MicroCAT is designed for moorings or other long duration, fixed-site deployments. Constructed of titanium and other non-corroding materials to ensure long life with minimum maintenance, the MicroCAT's depth capability is 7000 meters; it is also available with an optional 250-meter plastic *ShallowCAT* housing.

Calibration coefficients are stored in EEPROM, allowing the MicroCAT to output data in ASCII engineering units (decimal or XML format); raw output is also available. The data always includes Conductivity, Temperature, Pressure (if optional pressure sensor is installed), and time. If desired, the MicroCAT can calculate and output salinity and sound velocity (Chen-Millero).

The MicroCAT retains the temperature and conductivity sensors used in our time-proven SEACAT and SEACAT *plus* products. Electrical isolation of the conductivity electronics eliminates any possibility of ground-loop noise. The MicroCAT's unique internal-field conductivity cell permits the use of expendable anti-foulant devices. The aged and pressure-protected thermistor has a long history of exceptional accuracy and stability.

The optional Druck pressure sensor has a superior design that is entirely different from conventional 'silicon' types in which the deflection of a metallic diaphragm is detected by epoxy-bonded silicon strain gauges. The Druck sensor employs a micro-machined *silicon diaphragm* into which the strain elements are implanted using semiconductor fabrication techniques. Unlike metal diaphragms, silicon's crystal structure is perfectly elastic, so the sensor is essentially free of pressure hysteresis. Compensation of the temperature influence on pressure offset and scale is performed by the MicroCAT's CPU.



SENSOR INTERFACE ELECTRONICS

Temperature is acquired by applying an AC excitation to a hermetically-sealed VISHAY reference resistor and an ultra-stable aged thermistor (drift rate typically less than 0.002 °C per year). The ratio of thermistor resistance to reference resistance is determined by a 24-bit A/D converter; this A/D also processes the pressure sensor signal. Conductivity is acquired using an ultra-precision Wien-Bridge oscillator.

COMMUNICATIONS AND INTERFACING

The MicroCAT communicates directly with a computer via standard RS-232 interface. Data can be uploaded at up to 115.2K baud. Real-time data can be transmitted at distances of up to 1600 meters (5200 feet) at 600 baud, simultaneous with recording. Firmware upgrades can be downloaded through the communications port by the user, without opening the instrument. An optional RS-485 interface allows multiple MicroCATs to share a common 2-wire cable, minimizing cable complexity for C-T chains.

User-selectable operating modes include:

- **Autonomous Sampling** – At pre-programmed intervals of 6 seconds to 6 hours, the MicroCAT wakes up, samples, stores data in FLASH memory, and goes to sleep.
- **Polled Sampling** – On command from a computer or satellite, radio, or wire telemetry equipment, the MicroCAT takes a sample and transmits data.
- **Serial Line Sync** – In response to a pulse on the serial line, the MicroCAT wakes up, samples, stores data in FLASH memory, and goes to sleep.

SOFTWARE

The MicroCAT is supplied with a powerful Windows 2000/XP software package, SEASOFT® V2, which includes:

- SeatermV2® – terminal program for easy communication and data retrieval.
- SBE Data Processing® – programs for calculation, display, and plotting of conductivity, temperature, pressure (optional), and derived variables such as salinity and sound velocity.



Sea-Bird Electronics, Inc.

13431 NE 20th Street, Bellevue, Washington 98005 USA

Website: <http://www.seabird.com>

E-mail: seabird@seabird.com

Telephone: (425) 643-9866

Fax: (425) 643-9954

DATA STORAGE AND BATTERY ENDURANCE

Temperature and conductivity are stored 6 bytes/sample, time 4 bytes/sample, and optional pressure 5 bytes/sample; memory capacity is in excess of 530,000 samples. The MicroCAT is powered by a 10.6 Amp-hour (nominal) battery pack consisting of twelve AA lithium batteries (Saft LS14500) which, when removed from the MicroCAT, can be shipped via commercial aircraft. The pack provides sufficient internal battery capacity for more than 630,000 samples for a typical sampling scheme. *

SPECIFICATIONS

Measurement Range

Conductivity: 0 - 7 S/m (0 - 70 mS/cm)
 Temperature: -5 to 35 °C
 Optional Pressure: 20/100/350/600/1000/2000/3500/7000 (meters of deployment depth capability)

Initial Accuracy

Conductivity: 0.0003 S/m (0.003 mS/cm)
 Temperature: 0.002 °C
 Optional Pressure: 0.1% of full scale range

Typical Stability

Conductivity: 0.0003 S/m (0.003 mS/cm) per month
 Temperature: 0.0002 °C per month
 Optional Pressure: 0.05% of full scale range per year

Resolution

Conductivity: 0.00001 S/m (0.0001 mS/cm)
 Temperature: 0.0001 °C
 Optional Pressure: 0.002% of full scale range

Clock Stability

5 seconds/month

Quiescent Current * 30 microAmps

Sampling and Communication Current *

Communication 4.3 milliAmps
 Sampling 15 milliAmps if transmitting real-time;
 13 milliAmps if not transmitting

Acquisition Time

1.8 - 2.6 seconds/sample,
 dependent on sampling mode
 and inclusion of pressure sensor

Power Supply

10.6 Amp-hour (nominal) battery pack

Optional External

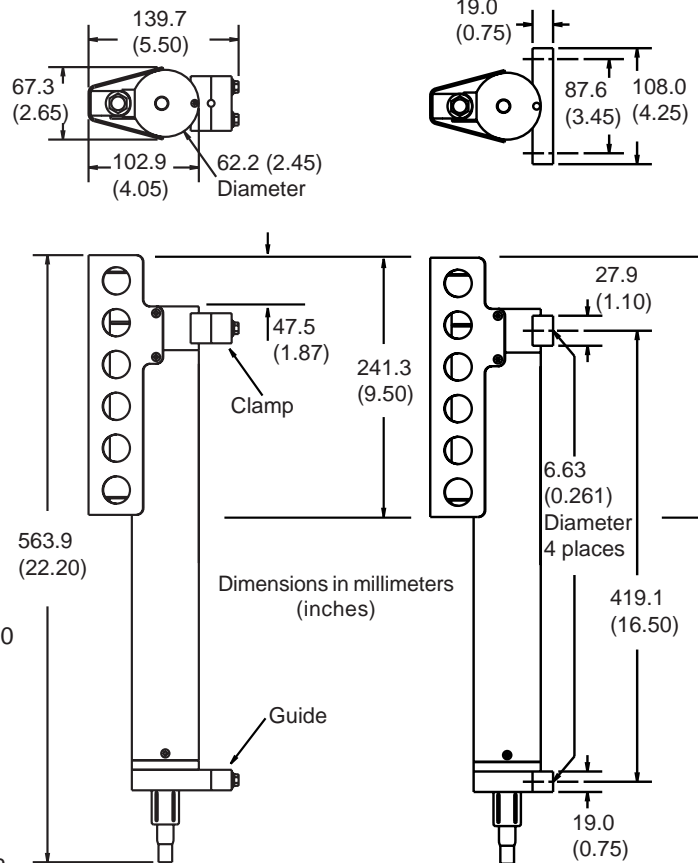
Power 0.5 Amps at 9 - 24 VDC

Housing, Depth Rating, and Weight (without pressure sensor)

Standard Titanium, 7000 m (23,000 ft)
 Weight in air: 3.8 kg (8.3 lbs)
 Weight in water: 2.3 kg (5.1 lbs)

Optional ShallowCAT

Plastic, 250 m (820 ft)
 Weight in air: 2.7 kg (6.0 lbs)
 Weight in water: 1.2 kg (2.7 lbs)

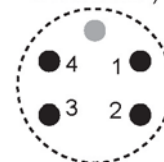
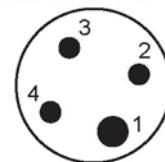


Standard Wire Mounting
Clamp and Guide

Alternate Flat Surface
Mounting Brackets

Wet-Pluggable
MCBH-4MP (WB), TI
(3/8" length base,
1/2-20 thread)

XSG-4-BCL-HP-SS



Pin Signal
 1 Common
 2 RS-232 data receive
 3 RS-232 data transmit
 4 9-24 VDC (optional external power)

* Power consumption / battery endurance values are for standard RS-232 interface; for optional RS-485 interface, see RS-485 manual